

**POLYETHYLENE SHOWERS WITH HOT AND COLD WATER  
USE AND MAINTENANCE MANUAL**



**SHOWER-LUNA-WHITE-LED-QUADRO – LUNA-WHITE-LED-QUADRO - LUNA WHITE 2F169**

**SHOWER-LUNA-BLACK-LED-QUADRO – LUNA-BLACK-LED-QUADRO - LUNA BLACK 2F169**



**The photo is indicative only. The actual product may appear differently colored.**

## **USE AND MAINTENANCE MANUAL**

This manual is an integral part of the purchased product. It contains important information for installing and using the product. Before using the product, carefully read the instructions and in particular the safety warnings. Failure to comply with the instructions and warnings can cause serious damage to people and the product. The instructions provided are based on the rules and regulations valid in the European Union. For other countries, follow the specific provisions on the matter. Keep the instructions in case of future need and pass them on to third parties.

### **INTENDED USE**

A shower with separate hot and cold water supply is designed to be used both inside and outside. Use the product only as described in the instructions. Any different use can cause damage to things or even people. This product is not a toy. The manufacturer or seller assumes no responsibility for any damage resulting from incorrect use or use that does not conform to the declared intended use.

### **Safety warnings**

Read carefully and follow all warnings and instructions. Failure to comply with them can cause property damage, serious personal injury or even death. These warnings, instructions and product safety provisions cover many but not all possible risks and dangers. It is recommended to pay attention and correctly evaluate all dangerous situations. Incorrect use of the product could also cause danger to life.

**Attention!** Any repair work must be carried out exclusively by qualified personnel to avoid possible dangers. If necessary, contact a qualified technician. In the event of self-made repairs, improper assembly or incorrect use, liability and warranty rights apply they decay. For repairs, only spare parts that correspond to the original product data may be used.

**WARNING!** Dangers for children and people with reduced physical, sensory or mental capabilities or lack of experience and knowledge: Children must not play with this product. Cleaning must not be carried out by children or people with reduced physical, sensory or mental capabilities.

**NOTE:** Risk of damage! The product can be damaged by improper use.

### **Content control**

**WARNING!** Danger of damaging the product! If the packaging is opened without adequate attention with a sharp knife or other pointed tool, the contents may be damaged. Therefore, be extremely careful when opening the packaging!

Check that the product and the individual components are intact and not damaged. Otherwise, do not use the product and contact the seller immediately.

The package contains:

- Shower with mixer, square LED shower head SAFFIONEDOCCIA-LED-4 and foot washer tap • Installation kit complete with screws • 2 anti-limescale filters
- 1 protective bag • Use and Maintenance Manual • 2 inlet taps

### 1) Installation

Installation must be carried out by specialized personnel on a solid support, perfectly flat and level, capable of supporting the weight of the shower and preventing it from falling.

The installation procedure is illustrated in detail in the attached sheet which is an integral part of this manual.

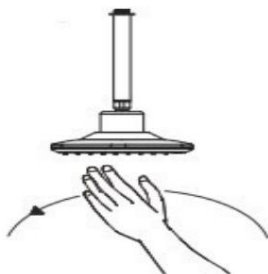
### 2) Using the shower

Showers are particularly sensitive to impurities and limescale as well as, if installed outdoors, at low temperatures during the winter period.

- It is recommended to bleed the system before connecting the water pipes to prevent dirt and impurities from reaching the inside of the shower and causing malfunctions. • To avoid the formation of limescale, we strongly recommend installing the anti-limescale filters supplied at the water inlet and periodically cleaning the shower, nozzles and shower head.
- Before the winter period or in case of prolonged non-use, it is recommended to close the water supply and to empty the shower completely. Furthermore, it is advisable to dismantle the shower and store it during the winter in a dry place and to protect the shower with suitable covers or with the bag supplied

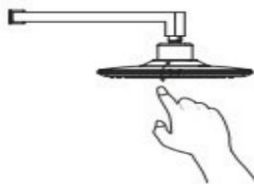
### 3) Using the shower

head This type of shower head is controlled with a simple hand gesture.



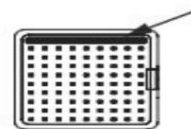
**Gesture control**

Pass your hand underneath to the sensor to change the jet type



**Sensor adjustment**

Change the angle of the sensor according to your needs



**Display**

Check the temperature  
Blue < 27°C  
Green from 27 to approx. 41°C  
Red > 41°C

#### 4) Cleaning

- To avoid the formation of stains due to limescale on the external parts of the shower, simply clean it with a damp cloth and soap, rinse and dry it. • Do not use detergents that are aggressive or abrasive or contain alcohol, hydrochloric acid or acid phosphoric.
- **DO NOT USE SALT OR ANTIFREEZE IN THE WATER TO AVOID FREEZING. THIS WILL VOID THE PRODUCT WARRANTY.**
- To clean the shower head, use only soft cloths and non-aggressive products. **NOT USE aggressive, corrosive or abrasive DETERGENTS.**

#### 5) Warranty

**SINED showers have a 2-year warranty from the date of purchase against material and production defects. •**

##### **Components**

- subject to wear and tear are excluded from the warranty • Damages due to incorrect assembly, improper use and incorrect maintenance (e.g. use of inappropriate detergents).
- Damages resulting from the use of non-original spare parts are not covered by the warranty. • Any damage resulting from interventions not carried out by technicians are not covered by the warranty specialists.
- Damages due to frost, limescale or other internal impurities are not covered by the warranty of the shower.

In the event of problems covered by the warranty, the product must be returned to the seller.

- The product must be carefully packaged and complete with all its parts and accessories accessories;
- The reason for the return must be described in detail and proof must be provided purchase (invoice or receipt); • Return shipping costs are borne by the buyer; • The returned product will be checked at the seller's premises and repaired or replaced unquestionable judgment of the seller himself.

**Production: M8 IMP & EXP CO., LTD**

**Address: No 5, Longxi Industrial**

**Area Yuhuan, Zhejiang,**

**CHINA Made in China Imported into Italy by MPC srl - Via Tortona, 21 - 20126 Milan Italy**

**Tel +39 3357600875 e-mail info @ [mpcshop.it](http://mpcshop.it) website**

**[www.sineditalia.it](http://www.sineditalia.it) The SINED brand and the SINED logo are registered by SINED VENTAS ONLINE SLU EUTM 018196373**